



CLARKSON HOCKEY

Golden Knight Women



www.clarksonathletics.com

November 27, 2007

2007-08 Women's Schedule

September
29 STONEY CREEK JR H W 3-0

October
5 WAYNE STATE H W 7-1
6 WAYNE STATE H W 7-0
12 NIAGARA UNIVERSITY H W 2-0
13 NIAGARA UNIVERSITY H T 2-2ot
19 Robert Morris University A L 3-1
20 Robert Morris University A W 1-0
26 * Princeton University A L 3-2
27 * Quinnipiac University A W 3-1

November
2 University of Maine A W 2-0
3 University of Maine A W 1-0
9 * RENSSELAER H W 2-1ot
10 * UNION COLLEGE H W 3-0
16 * MERCYHURST COLLEGE H T 2-2ot
17 * MERCYHURST COLLEGE H W 3-2
23 * Harvard University A L 5-0
24 * Dartmouth College A L 3-1
30 * Yale University A 7pm

December
1 * Brown University A 4pm

January
5 University of Vermont A 2pm
6 University of Vermont A 2pm
11 * DARTMOUTH COLLEGE H 7pm
12 * HARVARD UNIVERSITY H 4pm
18 * COLGATE UNIVERSITY H 7pm
19 * CORNELL UNIVERSITY H 4pm
25 * Union College A 7pm
26 * Rensselaer A 4pm

February
1 * ST. LAWRENCE UNIVERSITY H 7pm
2 * St. Lawrence University A 7pm
8 * Cornell University A 7pm
9 * Colgate University A 4pm
15 * BROWN UNIVERSITY H 7pm
16 * YALE UNIVERSITY H 4pm
22 * QUINNIPIAC UNIVERSITY H 7pm
23 * PRINCETON UNIVERSITY H 4pm
29 ECAC Hockey Playoffs

March
1 ECAC Hockey Playoffs
7-8 ECAC Hockey Championship Tr.
14-16 NCAA Regionals
21 @ 23 NCAA Frozen Four

* ECAC Hockey



CLARKSON CLOSES OUT FIRST SEMESTER at YALE and BROWN

A lengthy road trip continues for the **Clarkson University Women's Hockey** team this weekend as the **Golden Knights** return to New England to face off against another pair of Ivy League foes. Clarkson plays Yale in New Haven, CT on Friday at 7:00 p.m., and then closes out the first semester with Saturday afternoon's game at Brown in Providence, RI, beginning at 4:00 p.m.

Guided by head coach **Rick Seeley** and assistant coaches **Shannon** and **Matt Desrosiers**, Clarkson owns a 10-4-2 overall record and stands tied for fifth place in the **ECAC Hockey** standings with a 3-3 league mark. The Knights are receiving votes in the national polls.

Clarkson opened its second six-game road trip of the season this past weekend with its toughest road series of the season. The Knights suffered their first shutout of the year on Friday when second-ranked Harvard skated to a 5-0 win in Cambridge, MA. On Saturday, the **Green and Gold** faced another Top 10-ranked team, and played evenly with 8th-rated Dartmouth for most of the contest before the Big Green scored twice in the final three minutes to gain a 3-1 victory.

Off to its second-best start in the five-year history of the program, the young Golden Knights, led by senior captain **Katie Morrison** (Ridgefield, CT) and senior assistant captains **Brooke Beazer** (Kingston, ONT) and **Jessica Cloutier** (Parker, CO), have displayed strong defensive play and timely offense in the opening portion of the 2007-08 campaign.

Clarkson's rookie goaltending tandem of **Eve Grandmont-Berube** (Drummondville, QUE) and **Lauren Dahm** (Baldwinsville, NY) backstop a defensive unit that is ranked fourth in the nation, allowing just 1.44 goals per game. Starting 10 games, Grandmont-Berube posts a .913 save percentage and a 1.77 goals against average en route to a 5-3-2 record. Dahm ranks among the top five in several categories, boasting a .943 save percentage, a 0.92 GAA and a 5-1-0 record through seven games. Each of the freshmen have record three shutouts.

Sophomore **Britney Selina** (Thornhill, ONT) paces the Clarkson offense with 19 points on eight goals and 11 assists. Classmate **Genevieve Lavoie** (Delson, QUE) follows with 13 points (5-8). One of the top freshman forwards in ECAC Hockey, **Melissa Waldie** (Newmarket, ONT) rounds out the Green and Gold double-digit scorers with 12 points, including eight goals.

The least penalized team in college hockey, the Knights are averaging just 6.6 minutes in the penalty box. Clarkson's shorthanded unit is ranked fourth nationally, killing off 90.4 percentage of the opponents' power plays (47-52).

The Yale Bulldogs enter Friday's game against the Knights looking to break out of a four-game winless stretch (0-3-1). In its only action last weekend, Yale tied 10th-ranked Boston College 2-2 at Ingalls Rink on Saturday. Guided by head coach Hilary Witt, the Bulldogs own a 3-3-2 overall record and are one point ahead of Clarkson in the standings with a 3-3-1, fourth-place ECAC Hockey mark. Yale, which last won on November 10 with a 5-2 win at Cornell, has yet to taste victory on its home ice with an 0-2-1 record in New Haven.

Suffering through a rough start to the season, the Brown Bears are looking for their first win since an opening day 1-0 victory at Union on October 26. Brown, which hosts fifth-ranked St. Lawrence on Friday, is burdened with a nine-game winless skid (0-8-1) entering the weekend. Guided by Digit Murphy, the longest tenure head coach in ECAC Hockey, the Bears own a 1-8-1 overall record and are 1-5-1 in conference action. This past Saturday, Brown dropped a 5-2 decision at cross-town rival Providence College.

Clarkson and Yale are tied at 3-3 in their all-time series. The team split last season with the Knights winning 4-2 at Cheel on December 1, and the Bulldogs claiming a 5-1 victory at Ingalls Rink on January 13.

Brown holds a 4-2 edge in their rivalry against the Knights. Clarkson defeated the Bears, 4-1 in Potsdam on December 2, in their first meeting last season, while Brown posted a 1-0 win in Providence on January 12.

The Automated ScoreBook
 CLARKSON Overall Team Statistics (as of Nov 25, 2007)
 All games

Overall: 10-4-2 Conf: 3-3-0 Home: 6-0-2 Away: 4-4-0 Neut: 0-0-0

TEAM STATISTICS	CLARKSON	OPP

SHOT STATISTICS.....		
Goals-Shot attempts.....	39-485	23-301
Shot pct.....	.080	.076
Goals/Game.....	2.4	1.4
Shots/Game.....	30.3	18.8
Assists.....	52	35
POWER PLAYS.....		
Goals-Power Plays.....	15-94	5-52
Conversion Percent.....	.160	.096
Shot Attempts.....	152	40
Shot Percent.....	.099	.125
GOAL BREAKDOWN.....		
Total Goals.....	39	23
Power Play.....	14	5
Short-handed.....	0	0
Empty net.....	0	0
Penalty.....	0	0
Unassisted.....	5	0
Overtime.....	1	0
PENALTIES.....		
Number.....	53	95
Minutes.....	106	193
Penalties/Game.....	3.3	5.9
Pen minutes/Game.....	6.6	12.1
Minor.....	53	94
Major.....	0	1
10-minute Misconduct.....	0	0
Game Misconduct.....	0	0
Gross Misconduct.....	0	0
Match.....	0	0
FACEOFFS (W-L).....	482-441	441-482
Faceoff W-L Pct.....	.522	.478
ATTENDANCE.....		
Total.....	2007	2609
Dates/Avg Per Date.....	8/251	8/326
Neutral Site #/Avg.....	0/0	

GOALS BY PERIOD	1	2	3	OT	Total

CLARKSON.....	14	8	16	1 -	39
Opponents.....	7	4	12	0 -	23

SAVES BY PERIOD	1	2	3	OT	Total

CLARKSON.....	69	97	107	5 -	278
Opponents.....	169	152	120	5 -	446

The Automated ScoreBook
 CLARKSON Overall Individual Statistics (as of Nov 25, 2007)
 All games

Overall: 10-4-2 Conf: 3-3-0 Home: 6-0-2 Away: 4-4-0 Neut: 0-0-0

## Name	-----SHOTS-----							-----PENALTIES-----				-----GOALS-----									
	GP	G	A	Pts	Shots	Pct	+/-	No-Min	Min	Maj	Oth	PP	SH	FG	GW	GTG	OT	HT	PN	UA	
27 SELINA,Britney	15	8	11	19	62	.129	+10	4-8	4	0	0	1	0	3	2	1	0	0	0	1	
21 LAVOIE,Genevieve	16	5	8	13	61	.082	+6	4-8	4	0	0	2	0	1	1	0	0	0	0	1	
23 WALDIE,Melissa	16	8	4	12	51	.157	+13	0-0	0	0	0	3	0	4	3	0	0	0	0	1	
12 GAUDET,Marie-Jo	16	7	2	9	52	.135	-1	6-12	6	0	0	3	0	3	3	0	0	0	0	2	
7 BEAZER, Brooke	16	2	4	6	27	.074	+2	4-8	4	0	0	1	0	0	0	0	0	0	0	0	
29 TENDLER,Daris	16	1	5	6	27	.037	+1	1-2	1	0	0	1	0	1	0	0	0	0	0	0	
15 EUSEPI,Carlee	16	3	2	5	47	.064	+9	1-2	1	0	0	2	0	0	0	0	0	0	0	0	
11 CLOUTIER, Jessica	16	2	3	5	36	.056	-2	6-12	6	0	0	0	0	1	0	0	0	0	0	0	
14 MORRISON, Katie	16	1	4	5	36	.028	0	5-10	5	0	0	0	0	0	1	0	1	0	0	0	
8 MCKENNEY,Kimberly	16	1	3	4	26	.038	+6	4-8	4	0	0	1	0	0	0	0	0	0	0	0	
4 GORDON, Rebecca	16	1	1	2	16	.062	0	1-2	1	0	0	0	0	0	0	0	0	0	0	0	
16 DITTMER, Amanda	16	0	2	2	21	.000	-4	1-2	1	0	0	0	0	0	0	0	0	0	0	0	
17 OLEKSA, Caitlin	16	0	2	2	6	.000	-1	3-6	3	0	0	0	0	0	0	0	0	0	0	0	
24 O'CONNOR,Courtney	16	0	1	1	6	.000	-2	4-8	4	0	0	0	0	0	0	0	0	0	0	0	
22 HART,Laura	16	0	0	0	3	.000	0	3-6	3	0	0	0	0	0	0	0	0	0	0	0	
26 MOOREHEAD,Ashleigh	16	0	0	0	2	.000	-2	1-2	1	0	0	0	0	0	0	0	0	0	0	0	
18 OLSON,Courtney	16	0	0	0	6	.000	0	3-6	3	0	0	0	0	0	0	0	0	0	0	0	
19 WYSS,Stefanie	16	0	0	0	0	.000	0	0-0	0	0	0	0	0	0	0	0	0	0	0	0	
TM TEAM	7	0	0	0	0	.000	0	2-4	2	0	0	0	0	0	0	0	0	0	0	0	
Total.....	16	39	52	91	485	.080	+35	53-106	53	0	0	14	0	13	10	1	1	0	0	5	
Opponents.....	16	23	35	58	301	.076	-	95-193	94	1	0	5	0	4	4	1	0	0	0	0	

## Name	---GOAL AVERAGE---			--SAVES--		---RECORD---				-----GOALS-----					
	GP-GS	Minutes	GA	Avg	Saves	Pct	W	L	T	Sho	PP	SH	EN	PEN	SOG
35 DAHM,Lauren	7-6	392:10	6	0.92	99	.943	5	1	0	3	1	0	0	0	0
79 GRANDMONT-BERUBE,Eve	10-10	575:30	17	1.77	179	.913	5	3	2	3	4	0	0	0	0
TM EMPTY NET	7-0	3:42	0	-	0	.000	0	0	0	0	0	0	0	0	0
Total.....	16-0	971:22	23	1.42	278	.924	10	4	2	6	5	0	0	0	0
Opponents.....	16-0	971:22	39	2.41	446	.920	4	10	2	1	14	0	0	0	0

The Automated ScoreBook
 CLARKSON Overall Individual Statistics (as of Nov 25, 2007)
 All games

##	FACEOFFS	GP	W	L	Pct
8	McKENNEY, Kimberly	16	1	0	1.000
16	DITTMER, Amanda	16	1	0	1.000
26	MOOREHEAD, Ashleigh	16	1	0	1.000
12	GAUDET, Marie-Jo	16	6	1	.857
21	LAVOIE, Genevieve	16	5	1	.833
27	SELINA, Britney	15	187	142	.568
7	BEAZER, Brooke	16	129	121	.516
14	MORRISON, Katie	16	31	32	.492
11	CLOUTIER, Jessica	16	115	131	.467
17	OLEKSA, Caitlin	16	5	9	.357
23	WALDIE, Melissa	16	1	2	.333
4	GORDON, Rebecca	16	0	2	.000

##	POWER PLAYS	GP	G	A	Pts	Sh	Pct
27	SELINA, Britney	15	1	4	5	17	.059
12	GAUDET, Marie-Jo	16	3	1	4	9	.333
23	WALDIE, Melissa	16	3	1	4	20	.150
21	LAVOIE, Genevieve	16	2	2	4	23	.087
7	BEAZER, Brooke	16	1	3	4	14	.071
8	McKENNEY, Kimberly	16	1	3	4	12	.083
15	EUSEPI, Carlee	16	2	1	3	24	.083
29	TENDLER, Daris	16	1	2	3	4	.250
16	DITTMER, Amanda	16	0	2	2	14	.000
14	MORRISON, Katie	16	0	2	2	7	.000
11	CLOUTIER, Jessica	16	0	1	1	7	.000
4	GORDON, Rebecca	16	0	0	0	1	.000

2007-08 CLARKSON UNIVERSITY HOCKEY RESULTS

GAMES: 16

Overall Record: 10-4-2

ECAC RECORD: 3-3-0

	ATT	CU	OPP	Clarkson Saves	Clarkson Goal Scorers - Gamewinner in CAPS
September 29	W(H)	259	3	STONEY CREEK JR. 0	DAHM 14 GAUDET, Waldie, Beazer
October 5	W(H)	342	7	WAYNE STATE 1	DAHM 15 Gaudet 2, LAVOIE, Selina 2, Waldie, Beazer
October 6	W(H)	222	7	WAYNE STATE 0	GRANDMONT-BERUBE 15 GAUDET 2, Lavoie 2, Gordon, Beazer, Eusepi
October 12	W(H)	148	2	NIAGARA 0	GRANDMONT-BERUBE 20 WALDIE 2
October 13	T(H)	197	2	NIAGARA 2ot	GRANDMONT-BERUBE 17 Lavoie, Selina
October 19	L(A)	371	1	at Robert Morris 3	GRANDMONT-BERUBE 15 Cloutier
October 20	W(A)	244	1	at Robert Morris 0	DAHM 11 WALDIE
October 26	L(A)	125	2	*at Princeton 3	GRANDMONT-BERUBE 18 McKenney, Cloutier
October 27	W(A)	243	3	*at Quinnipiac 1	DAHM 15 Tendler, GAUDET, Eusepi
November 2	W(A)	123	2	at Maine 0	GRANDMONT-BERUBE 12 SELINA 2
November 3	W(A)	97	1	at Maine 0	DAHM 16 SELINA
November 9	W(H)	352	2	*RENSELAER 1ot	GRANDMONT-BERUBE 23 Lavoie, MORRISON
November 10	W(H)	287	3	*UNION 0	DAHM 8 WALDIE 2, Gaudet
November 16	T(H)	211	2	MERCYHURST 2 ot	GRANDMONT-BERUBE 29 Waldie, Selina
November 17	W(H)	248	3	MERCYHURST 2	GRANDMONT-BERUBE 21 Selina, Eusepi, GAUDET
November 23	L(A)	528	0	*at Harvard 5	GRANDMONT-BERUBE 9 Dahm 12
November 24	L(A)	878	1	*at Dartmouth 3	DAHM 22 Waldie
November 30	(A)			*at Yale	
December 1	(A)			*at Brown	
January 5	(A)			at Vermont	
January 6	(A)			at Vermont	
January 11	(H)			*DARTMOUTH	
January 12	(H)			*HARVARD	
January 18	(H)			*COLGATE	
January 19	(H)			*CORNELL	
January 25	(A)			*at Union	
January 26	(A)			*at Rensselaer	
February 1	(H)			*ST. LAWRENCE	
February 2	(A)			*at St. Lawrence	
February 8	(A)			*at Cornell	
February 9	(A)			*at Colgate	
February 15	(H)			*BROWN	
February 16	(H)			*YALE	
February 22	(H)			*YALE	
February 23	(H)			*PRINCETON	
February 29	(H)			ECAC 1/4 Finals	
March 1				ECAC 1/4 Finals	
March 2				ECAC 1/4 Finals	
March 7				ECAC Champ. Tr.	
March 8				ECAC Champ. Tr.	
				*ECAC Hockey	

Attendance Total 4,875

	Wins	Losses	Ties	Pct.
Overall Record	10	4	2	0.688
ECAC	3	3	0	0.500
Non-League	7	1	2	0.800
vs HEA	2	0	0	1.000
vs CHA	4	1	2	0.714
Home	6	0	2	0.875
Away	4	4	0	0.500
Overtime	1	0	2	0.667
Exhibition	1	0	0	1.000

SCORING by CLASS	Games	GLS	ASST	PTS	% of overall Scoring
Seniors (4)	64	5	14	19	0.21
Juniors (4)	64	8	5	13	0.14
Sophomores (4)	63	16	21	37	0.41
Freshman (6)	96	10	12	22	0.24
	287	39	52	91	1.00

2007-08 Team Game-by-Game Clarkson Goaltending Statistics

Date	Opponent	Score	CU Goaltender	MINS	Saves	Sv%	GA	GAA	W	L	T	PPG	SHG	P/M	PTS
Oct. 5	WAYNE STATE	W(H) 7-1	DAHM	60	15	0.938	1	1.00	1	0	0	0	0		
Oct. 6	WAYNE STATE	W(H) 7-0	GRAND-BERUBE	59.42	15	1.000	0	0.00	1	0	0	0	0		
Oct. 12	NIAGARA	W(H) 2-0	GRAND-BERUBE	60	20	1.000	0	0.00	2	0	0	0	0		
Oct. 13	NIAGARA	T(H) 2-2OT	GRAND-BERUBE	64.21	17	0.895	2	1.87	2	0	1	1	0		
Oct. 19	Robert Morris	L(A) 3-1	GRAND-BERUBE	58.49	15	0.833	3	3.08	2	1	1	0	0		
Oct. 20	Robert Morris	W(A) 1-0	DAHM	59.31	11	1.000	0	0.00	2	0	0	0	0		
Oct. 26	*Princeton	L(A) 3-2	GRAND-BERUBE	59.42	18	0.857	3	3.03	2	2	1	1	0		
Oct. 27	*Quinnipiac	W(A) 3-1	DAHM	59.4	15	0.938	1	1.01	3	0	0	0	0		
Nov. 2	Maine	W(A) 2-0	GRAND-BERUBE	60	12	1.000	0	0.00	3	2	1	0	0		
Nov. 3	Maine	W(A) 1-0	DAHM	59.33	16	1.000	0	0.00	4	0	0	0	0		
Nov. 9	*RENSSELAER	W(H) 2-1OT	GRAND-BERUBE	61.22	23	0.958	1	0.98	4	2	1	0	0		
Nov. 10	*UNION	W(H) 3-0	DAHM	60	8	1.000	0	0.00	5	0	0	0	0		
Nov. 16	MERCYHURST	T(H) 2-2OT	GRAND-BERUBE	65	29	0.935	2	1.85	4	2	2	0	0		
Nov. 17	MERCYHURST	W(H) 3-2	GRAND-BERUBE	60	21	0.913	2	2.00	5	2	2	1	0		
Nov. 23	*Harvard	L(A) 5-0	GRAND-BERUBE	26.34	9	0.692	4	9.11	5	3	2	1	0		
			Dahm	33.26	12	0.923	1	1.80				1			
Nov. 24	*Dartmouth	L(A) 3-1	DAHM	60	22	0.880	3	3.00	5	1	0	0	0		
Nov. 30	*Yale	(A)													
Dec. 1	*Brown	(A)													
Jan. 5	Vermont	(A)													
Jan. 6	Vermont	(A)													
Jan. 11	*DARTMOUTH	(H)													
Jan. 12	*HARVARD	(H)													
Jan. 18	*COLGATE	(H)													
Jan. 19	*CORNELL	(H)													
Jan. 25	*Union	(A)													
Jan. 26	*Rensselaer	(A)													
Feb. 1	*ST. LAWRENCE	(H)													
Feb. 2	*St. Lawrence	(A)													
Feb. 8	*Cornell	(A)													
Feb. 9	*Colgate	(A)													
Feb. 15	*BROWN	(H)													
Feb. 16	*YALE	(H)													
Feb. 22	*QUINNIPIAC	(H)													
Feb. 23	*PRINCETON	(H)													
Feb. 29	ECAC 1/4 Finals														
Mar. 1	ECAC 1/4 Finals														
Mar. 2	ECAC 1/4 Finals														
Mar. 7	ECAC Champ. Tr.														
Mar. 8	ECAC Champ. Tr.														

Sept. 29 Stoney Creek Jr. W(H) 4-2 DAHM 60 14 1.000 0 0.00 - - - 0 0

	CAREER	DAHM	MURMES	GRANDMONT-BERUBE	CAREER GAME HIGHS - LAUREN DAHM
	Made 0-10 Saves:	1-0-0		0-1-0	Saves: 22 in 3-1 L(A) at Dartmouth, 11/24/07
G	Made 11-19 Saves:	4-0-0		2-2-1	Saves in a Period: 10 (3rd) in 3-1 W(A) at Quinnipiac, 10/27
O	Made 20-29 Saves:	0-1-0		3-0-1	Goals: 3 in 3-1 L(A) at Dartmouth, 11/24/07
A	Made 30-39 Saves:				Shots: 25 in 3-1 L(A) at Dartmouth, 11/24/07
L	Made 40-49 Saves:				
T	Made 50+ Saves:				CAREER GAME HIGHS - EVE GRANDMONT-BERUBE
E	Allowed 0 Goals:	3-0-0		3-0-0	Saves: 29 in 2-2 OT T(H) vs Mercyhurst, 11/16/07
N	Allowed 1 Goal:	2-0-0		1-0-0	Saves in a Period: 11 (3rd) in 2-2 OT T(H) vs Mercyhurst, 11/16/07
D	Allowed 2 Goals:			1-0-2	Goals: 4 in 4-1 L(A) at Harvard, 11/23/07
I	Allowed 3 Goals:	0-1-0		0-2-0	Shots: 31 in 2-2 OT T(H) vs Mercyhurst, 11/16/07
N	Allowed 4 Goals:			0-1-0	
G	Allowed 5 Goals:				CAREER GAME HIGHS - DANIELLE MURMES
	Allowed 6+ Goals:				Saves:
R	October:	3-0-0		2-2-1	Saves in a Period:
E	November:	2-1-0		3-1-1	Goals:
C	December:				Shots:
O	January:				
R	February:				
D	March:				
S	Friday:	1-0-0		2-3-1	
	Saturday:	4-1-0		2-0-1	
	Weekday:				



Weekly Release

November 27, 2007
Women

51 South Pearl Street
Albany, NY 12207
Phone: 518/487-2288
Fax: 518/487-2290

www.ecachockey.com

FOR IMMEDIATE RELEASE:

Contact: Ed Krajewski
ekrajewski@ecachockey.com

HARVARD TAKES COMMAND

GAMES OF THE WEEK DO NOT DISAPPOINT

ALBANY, N.Y. - In less than a 24-hour period, the No. 2-ranked Harvard Crimson survived its first test of the young season in dominating fashion by blanking Clarkson 5-0 on Friday and cruising to a 5-1 victory over No. 5-ranked St. Lawrence. The Crimson, who remains the only undefeated team in the nation, were lead over the weekend by junior forward Sarah Wilson, who registered two goals and one assist, earning her ECAC Hockey Player-of-the-Week honors. Sophomore netminder Christina Kessler only allowed one goal in the two games, while stopping 43 total shots. Five different Crimson players scored goals in the convincing defeat of St. Lawrence, 5-1, Saturday afternoon.

Rebounding from its first loss of the season Friday, a 4-3 setback to No. 5-ranked St. Lawrence, Dartmouth bounced back Saturday to defeat Clarkson 3-1. Sophomore forward Jenna Cunningham (2-1-3) and freshman forward Amanda Trunzo (1-1-2) provided all the offense Dartmouth would need in getting the victory. Trunzo finished the weekend with two goals and two assists earning her ECAC Hockey Rookie-of-the-Week honors.

The No. 5-ranked St. Lawrence Saints also earned a split in crucial league play last weekend. The Saints' junior forward Alison Domenico netted the power play game-winner with 51 seconds remaining to defeat Dartmouth, 4-3, and snap the Big Green's five-game winning streak.

On Friday Brown played host to Robert Morris dropping a 4-2 decision. Outshooting their guests 14-4 in the first period, the Bears held a 1-0 lead heading into the second period, but three Robert Morris goals in a span of under five minutes, all of which came on deflected shots from the point, to take the lead and control of the game. For the fifth straight season, the Mayor's Cup changed hands on Saturday, as the Bears lost to Providence College 5-2 at Schneider Arena. Sophomores Nicole Brown and Jenny Cedorchuk scored for the Bears, while junior goaltender Nicole Stock made 43 saves, her third 40-save effort of the season.

In its only action of the holiday week, Quinnipiac lost to a non-conference opponent Northeastern 3-2 last Tuesday. Junior forward Elyse Cole netted a goal at 8:39 in the second period tying the game 1-1. The Bobcats other goal was scored by sophomore forward Kallie Flor who tied the game at 2-2 in the third period.

Colgate split a weekend series with Wayne State dropping Friday's contest 4-2 and coming back the following night to earn a 7-3 victory. Raiders' junior forward Sam Hunt recorded a natural hat trick in the second period.

Yale played to a 2-2 overtime tie versus No. 10-ranked Boston College. Senior goaltender Shivon Zilis stopped 43 of 45 shots in the contest for the Bulldogs.

Princeton's overall record fell to 4-6-2 with a pair of losses at the hands of No. 7-ranked Mercyhurst. The Tigers played two solid performances in dropping the two contests, 3-1 and 1-0.

RECENT RESULTS

Tuesday, November 20:

Quinnipiac 2 at Northeastern 3

Friday, November 23:

Robert Morris 4 at Brown 2

Wayne State 4 at Colgate 2

*St. Lawrence 4 at Dartmouth 3

*Clarkson 0 at Harvard 5

Mercyhurst 3 at Princeton 1

Saturday, November 24:

**Brown 2 at Providence 5

Boston College 2 at Yale 2 (ot)

Mercyhurst 1 at Princeton 0

Wayne State 3 at Colgate 7

*St. Lawrence 1 at Harvard 5

*Clarkson 1 at Dartmouth 3

UPCOMING GAMES

Tuesday, November 27:

Union at Sacred Heart

7 p.m.

*Harvard at Dartmouth

7 p.m.

Friday, November 30:

*Harvard at Rensselaer

7 p.m.

*Dartmouth at Union

7 p.m.

*St. Lawrence at Brown

7 p.m.

*Clarkson at Yale

7 p.m.

*Princeton at Colgate

7 p.m.

*Quinnipiac at Cornell

7 p.m.

Saturday, December 1:

*Quinnipiac at Colgate

3 p.m.

*Dartmouth at Rensselaer

4 p.m.

*Harvard at Union

4 p.m.

*St. Lawrence at Yale

4 p.m.

*Clarkson at Brown

4 p.m.

*Princeton at Cornell

4 p.m.

**Mayor's Cup

*ECAC Hockey Game



2007-08 STANDINGS



		ECAC HOCKEY				OVERALL			
1	Harvard	12	6	6-0-0	21	5	6-0-0	21	5
2	Dartmouth	10	6	5-1-0	24	10	7-1-1	35	19
	St. Lawrence	10	6	5-1-0	24	10	9-3-0	49	22
4	Yale	7	7	3-3-1	15	15	3-3-2	17	17
5	Colgate	6	4	3-1-0	12	8	4-7-1	32	37
	Clarkson	6	6	3-3-0	11	13	10-4-2	39	23
7	Cornell	5	4	2-1-1	15	14	5-4-1	36	31
	Princeton	5	7	2-4-1	17	20	4-6-2	26	29
9	Rensselaer	3	4	1-2-1	5	7	6-5-2	34	22
	Brown	3	7	1-5-1	5	16	1-8-1	10	27
11	Quinnipiac	1	7	0-6-1	11	30	1-9-1	20	46
12	Union	0	4	0-4-0	2	14	0-11-0	4	55

BROWN • CLARKSON • COLGATE • CORNELL • DARTMOUTH • HARVARD
PRINCETON • QUINNIPIAC • RENSSELAER • ST. LAWRENCE • UNION • YALE



Brown: Two Bears defensemen, sophomore Jenny Cedorchuk and freshman Erica Kromm, scored their first career goals this weekend, both on the power play. Freshman wing Maggie Suprey picked up an assist on Saturday for her first career point ... Junior Nicole Stock made 43 saves against Providence on Saturday, her third game with 40+ saves in 10 contests this season. She has 30 or more saves in seven of those games ... The Bears scored three power play goals in 12 chances this weekend after going 1-for-40 in their first eight games.



Clarkson: Clarkson suffered its first back-to-back losses of the season and saw its seven-game unbeaten streak (6-0-1) come to an end over the weekend after losing at national powerhouses Harvard (5-0) and Dartmouth (3-1) ... Friday's blanking at Harvard was the Knights' first shutout loss of the season ... Rookie goaltender Lauren Dahm suffered her first loss of the season despite a season-high 22 saves on Saturday against the Big Green ... After closing out the first half of the season at Yale and Brown this weekend, Clarkson will play nine of its remaining 14 ECAC Hockey games at Cheel Arena in 2008. The Green and Gold are 6-0-2 at home this season.



Colgate: Colgate went 1-1 in a series with Wayne State at Starr Rink. Wayne State came back from a 2-0 deficit to take a 4-2 game from Colgate, and the Raiders followed up with a 7-3 thrashing in the second contest ... Junior Sam Hunt scored a rare natural hat trick, collecting three goals in the second period. It was her third hat trick of her career. Her three goals in a matter of 13:55 is the second shortest scoring span by an individual. Kara Leene holds the record with three tallies in 11:10 versus Union on Feb. 25, 2006 ... Fourteen different skaters made their way onto the score sheet this weekend. Seven players had multiple-point weekends ... The Raiders get back to league play when they host Princeton and Quinnipiac on Nov. 30 and Dec. 1.



Cornell: The Big Red ranks seventh in the country in scoring offense netting 3.60 G/GM ... Cornell ranks tenth in the nation scoring on 9 of 45 (20%) power play opportunities this year ... Sophomore forward Liz Zorn stands at ninth in the country recorded 0.80 G/GM.



Dartmouth: The Big Green are now 7-1-1 after suffering its first loss against St. Lawrence in a 4-3 defeat ... junior Maggie Kennedy continued her point streak to seven games ... sophomore Jenna Cunningham tallied a pair of goals for the fourth time this season in the 3-1 win over Clarkson ... freshman Amanda Trunzo collected her first career two-point game with a goal and an assist against Clarkson.



Harvard: At 6-0-0, Harvard is the only unbeaten team in the nation ... The Crimson posted two convincing wins over top-10 teams in less than 24 hours, downing No. 10 Clarkson, 5-0, Friday and No. 3 St. Lawrence, 5-1, Saturday ... Harvard leads the nation in scoring defense (0.83 goals allowed per game), scoring margin (+2.67) and power-play efficiency (.316) ... Christina Kessler leads the nation in save percentage (.960) and goals-against average (0.83) ... Caitlin Cahow leads the country in defenseman scoring (1.33 points per game) ... Sarah Vaillancourt ranks second nationally with 1.50 assists per game and fifth with 2.00 points per game ... The Crimson ranks seventh in the nation in combined special teams (.565), seventh (tie) in



scoring offense (3.50 goals per game) and 11th in penalty killing (.871) ... Five different players scored goals in the 5-1 win against SLU.

Princeton: Princeton was swept by Mercyhurst at home to fall to 4-6-2 overall. Princeton is 2-4-1 in the league ... Junior goaltender Kristen Young stopped 47 of the 51 shots she faced in the two losses ... Princeton's 1-0 loss on Saturday was the second 1-0 loss it has suffered in its last three games with Mercyhurst.

Quinnipiac: In a 0-1 week, Elyse Cole scored her team leading fourth goal of the season at Northeastern on Tuesday night. Cole has been one of the most consistent players for the Bobcats this season. On top of the four goals she has scored, she has added one assist to give her five points on the season, good for third place on the team. Cole's goal against Northeastern was her second of the season against the Huskies.

Rensselaer: Junior Melanie Guillemette is among the nation's leaders points per game for defenseman averaging 0.77 points per game ... Freshman goaltender Sonja van der Blik is among the nation's top netminders ranking third in the country with a 0.99 GAA and .945 save percentage ... The Engineers rank seventh in the country in scoring defense, surrendering only 1.69 G/GM.

St. Lawrence: The Saints are the top scoring team in the nation, averaging 4.08 goals per game thus far in 2007-08 ... Senior forward Chelsea Grills extended her active point-scoring streak to ten games with points against both Dartmouth and Harvard. The University record is 19 games, which is held by Emilie Berlinguette '06 ... St. Lawrence will look to avoid an upset when they visit ECAC Hockey foes Brown and Yale this weekend. The Saints will look to draw closer to evening the all time series with the Bears, as Brown holds a 14-11-2 edge in the 27 previous meetings. However, the Scarlet and Brown have never fallen to the Bulldogs, leading the all-time series 21-0-1.

Union: Union is off until Tuesday, November 27, when the Dutchwomen travel to Sacred Heart for a 7 p.m. game... Union is winless since its last meeting with the Pioneers on November 4, 2006 when the Dutchwomen won, 8-1 ... All four of Union's wins last season came against Sacred Heart ... Union outscored the Pioneers, 25-8, in the four games ... The Dutchwomen will take part in the 2007 Empire State Plaza Tree Lighting & Fireworks Festival on December 2.

Yale: After tying Boston College 2-2 in overtime in its first non-conference game of the year, Yale returns to ECAC Hockey play with games against Clarkson and St. Lawrence at Ingalls Rink this weekend ... Senior goalkeeper Shivon Zilis stopped 43 of 45 shots against BC to improve her save percentage to .937, 5th in the country and 29 points higher than her percentage last year ... After going scoreless in the first two games, junior forward Crysti Howser has eight points in the last six games ... Junior forward Maggie Westfal picked up her first point of the season Saturday with an assist against BC. It was just Westfal's third game back with the hockey team after finishing soccer season Nov. 11. She was named unanimous first team All-Ivy in soccer earlier in the week.

HONOR ROLL

Brown -- Rylee Olewinski, (Sr., Forward, Burr Ridge, IL) - Olewinski had a goal and an assist on Friday against Robert Morris for her first two points of the year. Olewinski has been playing her way back into shape after missing the Bears' first four games while recovering from shoulder surgery.

Clarkson -- Melissa Waldie, (Fr., Forward, Newmarket, ONT) - Scored Clarkson's lone goal in the weekend road trip at national powerhouses Harvard and Dartmouth.

Colgate -- Sam Hunt, (Jr., Forward, Calgary, ALB) - Hunt scored a rare natural hat trick against Wayne State on Saturday, Nov. 24, scoring three goals in the second period. She started her scoring streak with an even-strength goal just 1:15 into the period and notched a short-handed goal just over five minutes later, to give Colgate a 2-0 lead. She gave the Raiders a 4-0 advantage with what would be the eventual game winner at 15:10. This is Hunt's third hat trick of her career. She led the league in goals scored for the week, as well as short-handed points, goals, and game winners. Hunt leads Colgate in scoring with a team-best seven goals and five assists for 12 points.

Lisa Plenderleith, (Fr., Goaltender, Ajax, ONT) - Plenderleith split the weekend with Wayne State, earning a win on Saturday after a two-goal loss the previous night. She held the Warriors to seven goals over two games. Three Warriors rank in the top four in the nation in scoring prior to entering the series.

Jacque Colborne, (Fr., Forward, Calgary, ALB) - Colborne led the Raider rookies in scoring over the weekend with a goal and an assist. She assisted on Colgate's third goal and scored the Raiders' sixth goal in a 7-3 win over Wayne State. Colborne has two goals and three assists for five points this season.

Dartmouth -- Jenna Cunningham, (So., Forward, Medicine Hat, ALB) - Cunningham netted two goals and added an assist for the Big Green in the 3-1 win over Clarkson. She also added an assist against St. Lawrence in the 4-3 loss to the Saints.

Carli Clemis, (Jr., Goaltender, Taber, ALB) - Clemis earned her sixth win of the season, making 27 saves in the 3-1 win over Clarkson on Saturday.

Harvard -- Christina Kessler, (So., Goaltender, Oakville, ONT) - Kessler allowed just one total goal in a pair of wins against top-10 teams over the weekend. She earned her third straight shutout with 22 saves in Friday's 5-0 win against No. 10 Clarkson. Kessler followed that effort with 21 stops in the Crimson's 5-1 defeat of No. 3 St. Lawrence Saturday. The goal ended Kessler's stretch of 233 minutes, three seconds of scoreless hockey. She leads the nation in save percentage (.960) and goals-against average (0.83).

Katharine Chute, (Fr., Forward, Wayzata, MN) - Chute netted two goals in the Golden Knights' 5-0 victory over Clarkson. She was also a plus-2 for the weekend against Clarkson and St. Lawrence.

Quinnipiac -- Elyse Cole, (Jr., Forward, Belleville, ONT) - In a 0-1 week, Cole scored her team leading fourth goal of the season at Northeastern on Tuesday night. Cole has been one of the most consistent players for the Bobcats this season. On top of the four goals she has scored, she has added one assist to give her five points on the season, good for third place on the team. Cole's goal against Northeastern was her second of the season against the Huskies.

Yale -- Crysti Howser, (Jr., Forward, Wilmette, IL) - Howser scored the game-tying goal against Boston College Saturday afternoon, helping the Bulldogs to a 2-2 tie in their lone game of the weekend. Howser also assisted on Yale's first goal of the day and now has eight points in the last six games. She won 20 of 32 face-offs, played penalty-free hockey and had a +2 rating.

FOR MORE INFORMATION

Brown: Chris Hatfield
christopher_hatfield@brown.edu
www.brownbears.com

Clarkson: Gary Mikel
mikelg@clarkson.edu
www.clarksonathletics.com

Colgate: Kristy McNeil
kmcneil@mail.colgate.edu
www.gocolgateraiders.com

Cornell: Lindsey Mechalik
lmm76@cornell.edu
www.cornellbigred.com

Dartmouth: Matthew A. Faulkner
matthew.a.faulkner@dartmouth.edu
www.dartmouthsports.com

Harvard: Chuck Sullivan
sulliv2@fas.harvard.edu
www.gocrimson.com

Princeton: Yariv Amir
yamir@princeton.edu
www.goprincetontigers.com

Quinnipiac: Pat Salvas
patrick.salvas@quinnipiac.edu
www.quinnipiacbobcats.com

Rensselaer: Amie Canfield
canfia@rpi.edu
www.rpiathletics.com









St. Lawrence: Joe Keniston
jkenisto@stlawu.edu
www.stlawu.edu/sports

Union: Hillary Haynes
haynesh@union.edu
www.unionathletics.com

Yale: Sam Rubin
sam.rubin@yale.edu
www.yalebulldogs.com



SCHEDULES/RESULTS

 <p>OVERALL RECORD (1-8-1) ECAC HOCKEY RECORD (1-5-1)</p> <p>OCTOBER 26 at Union W (1-0) 27 at Rensselaer L (3-1)</p> <p>NOVEMBER 3 YALE L (3-0) 4 at Connecticut L (2-1, ot) 9 at Colgate L (4-2) 10 at Cornell T (2-2, ot) 16 DARTMOUTH L (2-0) 17 HARVARD L (2-0) 23 ROBERT MORRIS L (4-2) 24 *at Providence L (5-2) 30 ST. LAWRENCE 7 p.m.</p> <p>DECEMBER 1 CLARKSON 4 p.m. 9 at Yale 2 p.m.</p> <p>JANUARY 5 NEW HAMPSHIRE 2 p.m. 6 at Northeastern 2 p.m. 11 at Quinnipiac 7 p.m. 12 at Princeton 4 p.m. 18 at Niagara 7 p.m. 19 at Mercyhurst 7 p.m. 25 CORNELL 7 p.m. 26 COLGATE 4 p.m.</p> <p>FEBRUARY 1 at Harvard 7 p.m. 2 at Dartmouth 7 p.m. 8 QUINNIPIAC 7 p.m. 9 PRINCETON 4 p.m. 15 at Clarkson 7 p.m. 16 at St. Lawrence 4 p.m. 22 RENSSELAER 7 p.m. 23 UNION 4 p.m.</p>	 <p>OVERALL RECORD (10-4-2) ECAC HOCKEY RECORD (3-3-0)</p> <p>SEPTEMBER 29 STONEY CREEK W (3-0)</p> <p>OCTOBER 5 WAYNE STATE W (7-1) 6 WAYNE STATE W (7-0) 12 NIAGARA W(2-0) 13 NIAGARA T (2-2, ot) 19 at Robert Morris L (3-1) 20 at Robert Morris W (1-0) 26 at Princeton L (3-2) 27 at Quinnipiac W (3-1)</p> <p>NOVEMBER 2 at Maine W (2-0) 3 at Maine W (1-0) 9 RENSSELAER W (2-1, ot) 10 UNION W (3-0) 16 MERCYHURST T (2-2, ot) 17 MERCYHURST W (3-2) 23 at Harvard L (5-0) 24 at Dartmouth L (3-1) 30 at Yale 7 p.m.</p> <p>DECEMBER 1 at Brown 4 p.m.</p> <p>JANUARY 5 at Vermont 2 p.m. 6 at Vermont 7 p.m. 11 DARTMOUTH 4 p.m. 12 HARVARD 7 p.m. 18 COLGATE 7 p.m. 19 CORNELL 4 p.m. 25 at Union 7 p.m. 26 at Rensselaer 4 p.m.</p> <p>FEBRUARY 1 ST. LAWRENCE 7 p.m. 2 at St. Lawrence 7 p.m. 8 at Cornell 4 p.m. 9 at Colgate 2 p.m. 15 BROWN 7 p.m. 16 YALE 4 p.m. 22 QUINNIPIAC 7 p.m. 23 PRINCETON 4 p.m.</p>	 <p>OVERALL RECORD (3-6-1) ECAC HOCKEY RECORD (3-1-0)</p> <p>SEPTEMBER 29 DURHAM LIGHTNING (Ex.) W (5-2) 30 STONEY CREEK (Ex.) W (4-2)</p> <p>OCTOBER 12 at Boston College L (3-0) 14 at New Hampshire L (1-0) 19 PROVIDENCE T (5-5, ot) 20 CONNECTICUT L (2-1) 26 at Mercyhurst L (5-1) 27 at Mercyhurst L (6-4)</p> <p>NOVEMBER 9 BROWN W (4-1) 10 YALE W (3-2, ot) 16 at Quinnipiac W (5-2) 17 at Princeton L (3-1) 23 WAYNE STATE L (4-2) 24 WAYNE STATE W (7-3) 30 PRINCETON 7 p.m.</p> <p>DECEMBER 1 QUINNIPIAC 3 p.m. 7 NIAGARA 7 p.m. 8 NIAGARA 4 p.m.</p> <p>JANUARY 4 at Dartmouth 7 p.m. 5 at Harvard 4 p.m. 11 UNION 7 p.m. 12 RENSSELAER 4 p.m. 18 at Clarkson 7 p.m. 19 at St. Lawrence 4 p.m. 25 at Yale 7 p.m. 26 at Brown 4 p.m.</p> <p>FEBRUARY 1 CORNELL 7 p.m. 2 at Cornell 4 p.m. 8 ST. LAWRENCE 7 p.m. 9 CLARKSON 2 p.m. 15 at Rensselaer 7 p.m. 16 at Union 4 p.m. 22 HARVARD 7 p.m. 23 DARTMOUTH 4 p.m.</p>	 <p>OVERALL RECORD (5-4-1) ECAC HOCKEY RECORD (2-1-1)</p> <p>OCTOBER 12 SO. CONN. STARS (Ex.) W (4-1-1) 20 VERMONT W (3-0) 21 VERMONT W (4-2) 26 WAYNE STATE L (4-1) 27 WAYNE STATE L (5-4, ot)</p> <p>NOVEMBER 2 at Niagara L: (4-3, ot) 3 at Niagara W (6-2) 9 YALE L (5-2) 10 BROWN T (2-2, ot) 16 at Princeton W (7-4) 17 at Quinnipiac W (4-3) 30 QUINNIPIAC 7 p.m.</p> <p>DECEMBER 1 PRINCETON 4 p.m.</p> <p>JANUARY 4 at Harvard 7 p.m. 5 at Dartmouth 4 p.m. 11 RENSSELAER 7 p.m. 12 UNION 4 p.m. 18 at St. Lawrence 7 p.m. 19 at Clarkson 4 p.m. 25 at Brown 7 p.m. 26 at Yale 4 p.m.</p> <p>FEBRUARY 1 at Colgate 7 p.m. 2 COLGATE 4 p.m. 8 CLARKSON 4 p.m. 9 ST. LAWRENCE 4 p.m. 15 at Union 7 p.m. 16 at Rensselaer 4 p.m. 22 DARTMOUTH 7 p.m. 23 HARVARD 4 p.m.</p>
 <p>OVERALL RECORD (7-1-1) ECAC HOCKEY RECORD (5-1-0)</p> <p>OCTOBER 26 VERMONT W (4-3, ot) 28 at Boston University T (5-5, ot)</p> <p>NOVEMBER 2 PRINCETON W (4-3) 3 QUINNIPIAC W (8-1) 11 at Providence W (2-1) 16 at Brown W (2-0) 17 at Yale W (4-1) 23 ST. LAWRENCE L (4-3) 24 CLARKSON W (3-1) 27 HARVARD 7 p.m. 30 at Union 7 p.m.</p> <p>DECEMBER 1 at Rensselaer 4 p.m. 15 MERCYHURST 2 p.m. 16 MERCYHURST 1 p.m.</p> <p>JANUARY 4 COLGATE 7 p.m. 5 CORNELL 4 p.m. 11 at Clarkson 4 p.m. 12 at St. Lawrence 4 p.m. 17 NEW HAMPSHIRE 7 p.m. 20 at Boston College 8 p.m. 27 at Harvard 2 p.m.</p> <p>FEBRUARY 1 YALE 7 p.m. 2 BROWN 4 p.m. 8 RENSSELAER 7 p.m. 9 UNION 4 p.m. 15 at Quinnipiac 7 p.m. 16 at Princeton 4 p.m. 22 at Cornell 7 p.m. 23 at Colgate 4 p.m.</p>	 <p>OVERALL RECORD (6-0-0) ECAC HOCKEY RECORD (6-0-0)</p> <p>OCTOBER 19 MCGILL (Ex.) W (3-2) 20 MCGILL (Ex.) W (5-3)</p> <p>NOVEMBER 2 QUINNIPIAC W (3-2) 3 PRINCETON W (3-2) 16 at Yale W (3-0) 17 at Brown W (2-0) 23 CLARKSON W (5-0) 24 ST. LAWRENCE W (5-1) 27 at Dartmouth 7 p.m. 30 at Rensselaer 7 p.m.</p> <p>DECEMBER 1 at Union 4 p.m. 7 CONNECTICUT 7 p.m. 8 at Providence 7 p.m. 14 at New Hampshire 7 p.m.</p> <p>JANUARY 4 CORNELL 7 p.m. 5 COLGATE 4 p.m. 8 BOSTON COLLEGE 7 p.m. 11 at St. Lawrence 7 p.m. 12 at Clarkson 7 p.m. 27 DARTMOUTH 2 p.m.</p> <p>FEBRUARY 1 BROWN 7 p.m. 2 YALE 4 p.m. 5 **vs Northeastern 5 p.m. 8 UNION 7 p.m. 9 RENSSELAER 4 p.m. 2 **vs Boston College/Boston Univ 5/8 p.m. 15 at Princeton 7 p.m. 16 at Quinnipiac 4 p.m. 22 at Colgate 7 p.m. 23 at Cornell 4 p.m.</p>	 <p>OVERALL RECORD (4-6-2) ECAC HOCKEY RECORD (2-4-1)</p> <p>OCTOBER 19 BOSTON COLLEGE T (2-2, ot) 21 QUINNIPIAC T (1-1, ot) 26 CLARKSON W (3-2) 27 ST. LAWRENCE L (3-1)</p> <p>NOVEMBER 2 at Dartmouth L (4-3) 3 at Harvard L (3-2) 10 at Boston University W (4-2) 11 at New Hampshire W (2-1) 16 CORNELL L (7-4) 17 COLGATE W (3-0) 23 MERCYHURST L (3-1) 24 MERCYHURST L (1-0) 30 at Colgate 7 p.m.</p> <p>DECEMBER 1 at Cornell 4 p.m. 7 at Union 7 p.m. 8 at Rensselaer 4 p.m.</p> <p>JANUARY 4 at Connecticut 7 p.m. 5 at Connecticut 4 p.m. 11 YALE 7 p.m. 12 BROWN 4 p.m. 29 at Quinnipiac 7 p.m.</p> <p>FEBRUARY 1 RENSSELAER 7 p.m. 2 UNION 4 p.m. 8 at Yale 7 p.m. 9 at Brown 4 p.m. 15 HARVARD 7 p.m. 16 DARTMOUTH 4 p.m. 22 at St. Lawrence 7 p.m. 23 at Clarkson 4 p.m.</p>	 <p>OVERALL RECORD (1-8-1) ECAC HOCKEY RECORD (0-6-1)</p> <p>SEPTEMBER 28 BLUEWATER HAWKS (Ex.) W (3-2)</p> <p>OCTOBER 12 NORTHEASTERN W (4-3) 13 BOSTON COLLEGE L (4-2) 21 at Princeton T (1-1, ot) 26 ST. LAWRENCE L (6-1) 27 CLARKSON L (3-1)</p> <p>NOVEMBER 2 at Harvard L (3-2) 3 at Dartmouth L (8-1) 7 at Boston University L (6-1) 16 COLGATE L (5-2) 17 CORNELL L (4-3) 20 at Northeastern L (3-2) 30 at Cornell 7 p.m.</p> <p>DECEMBER 1 at Colgate 3 p.m. 7 at Rensselaer 7 p.m. 8 at Union 3 p.m. 29 CONNECTICUT 7 p.m. 30 NIAGARA/YALE 3/7 p.m.</p> <p>JANUARY 3 ROBERT MORRIS 7 p.m. 4 ROBERT MORRIS 3 p.m. 11 BROWN 7 p.m. 12 YALE 4 p.m. 18 at Wayne State 7 p.m. 19 at Wayne State 2 p.m. 25 at Mercyhurst 7 p.m. 26 at Mercyhurst 2 p.m. 29 PRINCETON 7 p.m.</p> <p>FEBRUARY 1 UNION 7 p.m. 2 RENSSELAER 4 p.m. 8 at Brown 7 p.m. 9 at Yale 4 p.m. 15 DARTMOUTH 7 p.m. 16 HARVARD 4 p.m. 22 at Clarkson 7 p.m. 23 at St. Lawrence 4 p.m.</p>

OVERALL RECORD ECAC HOCKEY RECORD	OVERALL RECORD ECAC HOCKEY RECORD	OVERALL RECORD ECAC HOCKEY RECORD	OVERALL RECORD ECAC HOCKEY RECORD
(6-5-2) (1-2-1)	(9-3-0) (5-1-0)	(0-11-0) (0-4-0)	(3-3-2) (3-3-1)
<p>SEPTEMBER</p> <p>29 DAWSON (Ex.) W (3-2)</p> <p>OCTOBER</p> <p>7 !!BOSTON COLLEGE L(2-1, ot)</p> <p>12 NORTH DAKOTA W (3-1)</p> <p>13 NORTH DAKOTA W (6-1)</p> <p>19 MAINE W (6-1)</p> <p>20 MAINE W (3-1)</p> <p>26 YALE T(1-1, ot)</p> <p>27 BROWN W (3-1)</p> <p>31 CONNECTICUT L (3-2, ot)</p> <p>NOVEMBER</p> <p>3 NORTHEASTERN W (4-0)</p> <p>9 at Clarkson L(2-1, ot)</p> <p>10 at St. Lawrence L (3-0)</p> <p>16 at Wayne State L (5-3)</p> <p>17 at Wayne State T (1-1, ot)</p> <p>30 HARVARD 7 p.m.</p> <p>DECEMBER</p> <p>1 DARTMOUTH 4 p.m.</p> <p>7 QUINNIPIAC 7 p.m.</p> <p>8 PRINCETON 4 p.m.</p> <p>JANUARY</p> <p>4 UNION 7 p.m.</p> <p>5 at Union 4 p.m.</p> <p>11 at Cornell 7 p.m.</p> <p>12 at Colgate 4 p.m.</p> <p>18 ROBERT MORRIS 7 p.m.</p> <p>19 ROBERT MORRIS 3 p.m.</p> <p>25 ST. LAWRENCE 7 p.m.</p> <p>26 CLARKSON 4 p.m.</p> <p>FEBRUARY</p> <p>1 at Princeton 7:00 pm</p> <p>2 at Quinnipiac 4:00 pm</p> <p>8 at Dartmouth 7:00 pm</p> <p>9 at Harvard 4:00 pm</p> <p>15 COLGATE 7:00 pm</p> <p>16 CORNELL 4:00 pm</p> <p>22 at Brown 7:00 pm</p> <p>23 at Yale 4:00 pm</p>	<p>SEPTEMBER</p> <p>26 MCGILL (Ex.) W (5-2)</p> <p>OCTOBER</p> <p>5 NEW HAMPSHIRE L (4-2)</p> <p>6 NEW HAMPSHIRE W (3-0)</p> <p>19 CONNECTICUT L (3-2)</p> <p>20 PROVIDENCE W (8-0)</p> <p>26 at Quinnipiac W (6-1)</p> <p>27 at Princeton W (3-1)</p> <p>NOVEMBER</p> <p>2 at Wayne State W (5-3)</p> <p>3 at Wayne State W (5-2)</p> <p>9 UNION W (7-0)</p> <p>10 RENSSELAER W (3-0)</p> <p>23 at Dartmouth L (4-3)</p> <p>24 at Harvard L (5-1)</p> <p>30 at Brown 7 p.m.</p> <p>DECEMBER</p> <p>1 at Yale 4 p.m.</p> <p>7 MAINE 7 p.m.</p> <p>8 MAINE 2 p.m.</p> <p>14 MINNESOTA DULUTH 7 p.m.</p> <p>15 MINNESOTA DULUTH 7 p.m.</p> <p>JANUARY</p> <p>3 at Boston College 4 p.m.</p> <p>4 at Boston College 4 p.m.</p> <p>11 HARVARD 7 p.m.</p> <p>12 DARTMOUTH 4 p.m.</p> <p>18 CORNELL 7 p.m.</p> <p>19 COLGATE 4 p.m.</p> <p>25 at Rensselaer 7 p.m.</p> <p>26 at Union 4 p.m.</p> <p>FEBRUARY</p> <p>1 at Clarkson 7 p.m.</p> <p>2 CLARKSON 7 p.m.</p> <p>8 at Colgate 7 p.m.</p> <p>9 at Cornell 4 p.m.</p> <p>15 YALE 7 p.m.</p> <p>16 BROWN 4 p.m.</p> <p>22 PRINCETON 7 p.m.</p> <p>23 QUINNIPIAC 4 p.m.</p>	<p>SEPTEMBER</p> <p>28 WISCONSIN L (5-0)</p> <p>29 WISCONSIN L (11-0)</p> <p>OCTOBER</p> <p>12 at Vermont L (4-0)</p> <p>13 at Vermont L (4-1)</p> <p>19 at Wayne State L (7-1)</p> <p>20 at Wayne State L (4-0)</p> <p>26 BROWN L (1-0)</p> <p>27 YALE L (3-2)</p> <p>NOVEMBER</p> <p>3 at Boston University L (6-0)</p> <p>9 at St. Lawrence L (7-0)</p> <p>10 at Clarkson L (3-0)</p> <p>27 at Sacred Heart 7 p.m.</p> <p>30 DARTMOUTH 7 p.m.</p> <p>DECEMBER</p> <p>1 HARVARD 4 p.m.</p> <p>7 PRINCETON 7 p.m.</p> <p>8 QUINNIPIAC 3 p.m.</p> <p>14 TORONTO JR AEROS (Ex.) 3 p.m.</p> <p>15 TORONTO JR AEROS (Ex.) 3 p.m.</p> <p>JANUARY</p> <p>4 at Rensselaer 7 p.m.</p> <p>5 RENSSELAER 4 p.m.</p> <p>11 at Colgate 7 p.m.</p> <p>12 at Cornell 4 p.m.</p> <p>19 SACRED HEART 3 p.m.</p> <p>20 SACRED HEART 3 p.m.</p> <p>25 CLARKSON 7 p.m.</p> <p>26 ST. LAWRENCE 4 p.m.</p> <p>FEBRUARY</p> <p>1 at Quinnipiac 7 p.m.</p> <p>2 at Princeton 4 p.m.</p> <p>8 at Harvard 7 p.m.</p> <p>9 at Dartmouth 4 p.m.</p> <p>15 CORNELL 7 p.m.</p> <p>16 COLGATE 4 p.m.</p> <p>22 at Yale 7 p.m.</p> <p>23 at Brown 4 p.m.</p>	<p>OCTOBER</p> <p>21 MCGILL (Ex.) L (4-1)</p> <p>26 at Rensselaer T (1-1-, ot)</p> <p>27 at Union W (3-2)</p> <p>NOVEMBER</p> <p>3 at Brown W (3-0)</p> <p>9 at Cornell W (5-2)</p> <p>10 at Colgate L (3-2, ot)</p> <p>16 HARVARD L (3-0)</p> <p>17 DARTMOUTH L (4-1)</p> <p>24 BOSTON COLLEGE T (2-2, ot)</p> <p>30 CLARKSON 7 p.m.</p> <p>DECEMBER</p> <p>1 ST. LAWRENCE 4 p.m.</p> <p>6 at Providence 7 p.m.</p> <p>9 BROWN 2 p.m.</p> <p>29 lvs Niagara 3 p.m.</p> <p>30 lvs UConn/Quinnipiac 3/7 p.m.</p> <p>JANUARY</p> <p>5 NORTHEASTERN 2 p.m.</p> <p>11 at Princeton 7 p.m.</p> <p>12 at Quinnipiac 4 p.m.</p> <p>18 at Mercyhurst 7 p.m.</p> <p>19 at Niagara 7 p.m.</p> <p>25 COLGATE 7 p.m.</p> <p>26 CORNELL 4 p.m.</p> <p>FEBRUARY</p> <p>1 at Dartmouth 7 p.m.</p> <p>2 at Harvard 4 p.m.</p> <p>8 PRINCETON 7 p.m.</p> <p>9 QUINNIPIAC 4 p.m.</p> <p>15 at St. Lawrence 7 p.m.</p> <p>16 at Clarkson 4 p.m.</p> <p>22 UNION 7 p.m.</p> <p>23 RENSSELAER 4 p.m.</p>
<p>!!!Moved from 10/5 at Boston College</p>			

(All Home Teams in Caps)
(All Game Times EST)

- * Mayor's Cup
- ** The Beanpot
- ! Nutmeg Classic

ECAC HOCKEY

2007-08 Conference Statistics

Point Scoring:

			GP	PPG	G- A- P	
1	Jenna Cunningham	Dartmouth	SO F/F	4	2.75	5- 6-11
2	Maggie Kennedy	Dartmouth	JR F	4	2.25	4- 5- 9
	Chelsea Grills	St. Lawrence	SR F	4	2.25	2- 7- 9
	Marykate Oakley	Princeton	SR F	7	1.29	2- 7- 9
5	Sasha Sherry	Princeton	FR D	7	1.14	1- 7- 8
6	Tara Akstull	St. Lawrence	SO F	4	1.75	4- 3- 7
	Sarah Vaillancourt	Harvard	JR F	4	1.75	2- 5- 7
	Bray Ketchum	Yale	FR F	7	1.00	3- 4- 7

Goal Scoring:

			GP	GPG	G	
1	Jenna Cunningham	Dartmouth	SO F/F	4	1.25	5
2	Liz Zorn	Cornell	SO F	4	1.00	4
	Maggie Kennedy	Dartmouth	JR F	4	1.00	4
	Tara Akstull	St. Lawrence	SO F	4	1.00	4
	Sarah Tittman	Yale	JR F	7	0.57	4

Assist Scoring:

			GP	APG	A	
1	Chelsea Grills	St. Lawrence	SR F	4	1.75	7
	Marykate Oakley	Princeton	SR F	7	1.00	7
	Sasha Sherry	Princeton	FR D	7	1.00	7
4	Jenna Cunningham	Dartmouth	SO F/F	4	1.50	6
5	Maggie Kennedy	Dartmouth	JR F	4	1.25	5
	Sarah Vaillancourt	Harvard	JR F	4	1.25	5
	Crysti Howser	Yale	JR F	7	0.71	5
8	Britney Selina	Clarkson	SO C	4	1.00	4
	Sabrina Harbec	St. Lawrence	SR F	4	1.00	4
	Trudy Reynolds	Quinnipiac	JR D	7	0.57	4
	Bray Ketchum	Yale	FR F	7	0.57	4

Power Play Points:

			GP	PPG	G- A- P	
1	Sarah Vaillancourt	Harvard	JR F	4	1.75	2- 5- 7
2	Caitlin Cahow	Harvard	SR D	4	1.00	2- 2- 4
	Tara Akstull	St. Lawrence	SO F	4	1.00	2- 2- 4
	Sam Hunt	Colgate	JR F	4	1.00	1- 3- 4
	Chelsea Grills	St. Lawrence	SR F	4	1.00	1- 3- 4
	Bray Ketchum	Yale	FR F	7	0.57	2- 2- 4
	Trudy Reynolds	Quinnipiac	JR D	7	0.57	1- 3- 4
	Sasha Sherry	Princeton	FR D	7	0.57	0- 4- 4

ECAC HOCKEY

2007-08 Conference Statistics

Power Play Goals:

				GP	GPG	G
1	Amber Overguard	Cornell	FR D/F	4	0.75	3
2	Elin Brown	Colgate	JR F	4	0.50	2
	Liz Zorn	Cornell	SO F	4	0.50	2
	Jenna Cunningham	Dartmouth	SO F/F	4	0.50	2
	Caitlin Cahow	Harvard	SR D	4	0.50	2
	Sarah Vaillancourt	Harvard	JR F	4	0.50	2
	Tara Akstull	St. Lawrence	SO F	4	0.50	2
	Annie Greenwood	Princeton	JR F	7	0.29	2
	Kallie Flor	Quinnipiac	SO F/F	7	0.29	2
	Denise Soesilo	Yale	SO F	7	0.29	2
	Bray Ketchum	Yale	FR F	7	0.29	2

Short-Handed Points:

				GP	PPG	G- A- P
1	Sam Hunt	Colgate	JR F	4	0.25	1- 0- 1
	Sarah Parsons	Dartmouth	SO F/F	4	0.25	1- 0- 1
	Kate Wolgemuth	Colgate	SR D	4	0.25	0- 1- 1
	Brittany Salmon	Princeton	SR F	7	0.14	1- 0- 1
	Berit Johnson	Yale	SO D	7	0.14	1- 0- 1
	Marykate Oakley	Princeton	SR F	7	0.14	0- 1- 1

Short-Handed Goals:

				GP	GPG	G
1	Sam Hunt	Colgate	JR F	4	0.25	1
	Sarah Parsons	Dartmouth	SO F/F	4	0.25	1
	Brittany Salmon	Princeton	SR F	7	0.14	1
	Berit Johnson	Yale	SO D	7	0.14	1

Game-Winning Goals:

				GP	G
1	Jenna Cunningham	Dartmouth	SO F/F	4	3
2	Sarah Vaillancourt	Harvard	JR F	4	2

Defenseman Scoring:

				GP	PPG	G- A- P
1	Sasha Sherry	Princeton	FR D	7	1.14	1- 7- 8
2	Trudy Reyns	Quinnipiac	JR D	7	0.86	2- 4- 6
3	Amber Overguard	Cornell	FR D/F	4	1.00	3- 1- 4
	Kiira Dosdall	Colgate	JR D	4	1.00	2- 2- 4
	Amy Cobb	Dartmouth	SR D	4	1.00	2- 2- 4
	Caitlin Cahow	Harvard	SR D	4	1.00	2- 2- 4
	Kerri Wallace	St. Lawrence	SR D	4	1.00	2- 2- 4
8	Kati Vaughn	Harvard	JR D	4	0.75	0- 3- 3
	Helen Resor	Yale	JR D	5	0.60	1- 2- 3
	Berit Johnson	Yale	SO D	7	0.43	1- 2- 3

ECAC HOCKEY

2007-08 Conference Statistics

Freshman Scoring:

				GP	PPG	G-	A-	P
1	Sasha Sherry	Princeton	D	7	1.14	1-	7-	8
2	Bray Ketchum	Yale	F	7	1.00	3-	4-	7
3	Karlee Overguard	Cornell	F	3	1.33	1-	3-	4
	Amber Overguard	Cornell	D/F	4	1.00	3-	1-	4
5	Rebecca Johnston	Cornell	F	2	1.50	1-	2-	3
	Hayley Hughes	Cornell	F	4	0.75	2-	1-	3
	Brandice Moniz	Quinnipiac	F	7	0.43	2-	1-	3

Goals Against Average:

				Minutes	GA	GAA
1	Lauren Dahm	Clarkson	FR	119:40	1	0.50
2	Meaghan Guckian	St. Lawrence	SR	179:37	2	0.67
3	Christina Kessler	Harvard	SO	239:56	4	1.00
4	Carli Clemis	Dartmouth	JR	180:00	4	1.33
5	Ashley Mayr	Rensselaer	JR	126:17	3	1.43

Save Percentage:

				Saves	GA	Pct
1	Meaghan Guckian	St. Lawrence	SR	60	2	.968
2	Lauren Dahm	Clarkson	FR	23	1	.958
3	Christina Kessler	Harvard	SO	77	4	.951
4	Ashley Mayr	Rensselaer	JR	57	3	.950
5	Nicole Stock	Brown	JR	237	16	.937

Winning Percentage:

				W-	L-	T	Pct
1	Christina Kessler	Harvard	SO	4-	0-	0	1.000
	Carli Clemis	Dartmouth	JR	3-	0-	0	1.000
	Meaghan Guckian	St. Lawrence	SR	3-	0-	0	1.000
	Lauren Dahm	Clarkson	FR	2-	0-	0	1.000
5	Kayla Strong	Cornell	FR	2-	0-	1	.833

Scoring Offense:

		Games	Goals	G/GM
1	St. Lawrence	4	19	4.75
2	Dartmouth	4	18	4.50
3	Cornell	4	15	3.75
4	Colgate	4	12	3.00
5	Harvard	4	11	2.75
6	Clarkson	4	10	2.50
7	Princeton	7	17	2.43
8	Yale	7	15	2.14
9	Quinnipiac	7	11	1.57
10	Rensselaer	4	5	1.25
11	Brown	7	5	0.71
12	Union	4	2	0.50

ECAC HOCKEY

2007-08 Conference Statistics

Scoring Defense:		Games	Goals	G/GM
1	St. Lawrence	4	2	0.50
2	Harvard	4	4	1.00
3	Clarkson	4	5	1.25
	Dartmouth	4	5	1.25
5	Rensselaer	4	7	1.75
6	Colgate	4	8	2.00
7	Yale	7	15	2.14
8	Brown	7	16	2.29
9	Princeton	7	20	2.86
10	Cornell	4	14	3.50
	Union	4	14	3.50
12	Quinnipiac	7	30	4.29

Penalty Minutes:		Games	PIM	PIM/G
1	Harvard	4	61	15.2
2	Quinnipiac	7	101	14.4
3	Yale	7	92	13.1
4	Brown	7	90	12.9
5	Princeton	7	86	12.3
6	Dartmouth	4	44	11.0
7	Rensselaer	4	40	10.0
8	Colgate	4	36	9.0
	St. Lawrence	4	36	9.0
	Union	4	36	9.0
11	Cornell	4	26	6.5
12	Clarkson	4	18	4.5

Power Play:		Totals	SHA	PCT
1	St. Lawrence	7/ 21	0	33.3
2	Harvard	9/ 29	0	31.0
3	Cornell	6/ 20	0	30.0
4	Colgate	8/ 30	2	26.7
5	Clarkson	5/ 24	0	20.8
6	Princeton	6/ 36	0	16.7
7	Dartmouth	3/ 20	0	15.0
8	Yale	5/ 34	1	14.7
9	Quinnipiac	4/ 29	0	13.8
10	Union	1/ 11	0	9.1
11	Rensselaer	1/ 20	0	5.0
12	Brown	1/ 37	1	2.7

ECAC HOCKEY

2007-08 Conference Statistics

Penalty Kill:		Totals	SHF	PCT
1	Dartmouth	19/ 20	1	95.0
2	St. Lawrence	17/ 18	0	94.4
3	Colgate	16/ 17	1	94.1
4	Clarkson	8/ 9	0	88.9
5	Rensselaer	15/ 18	0	83.3
	Yale	35/ 42	1	83.3
7	Harvard	19/ 23	0	82.6
8	Princeton	35/ 43	1	81.4
9	Brown	33/ 42	0	78.6
10	Cornell	10/ 13	0	76.9
11	Quinnipiac	36/ 48	0	75.0
12	Union	12/ 18	0	66.7

Combined Special Teams:		Totals	PCT
1	St. Lawrence	24/ 39	61.5
2	Dartmouth	22/ 40	55.0
3	Harvard	28/ 52	53.8
4	Yale	40/ 76	52.6
5	Quinnipiac	40/ 77	51.9
6	Princeton	41/ 79	51.9
7	Colgate	24/ 47	51.1
8	Cornell	16/ 33	48.5
9	Union	13/ 29	44.8
10	Brown	34/ 79	43.0
11	Rensselaer	16/ 38	42.1
12	Clarkson	13/ 33	39.4

Special Teams Net:		PPF	SHA	PP	PPA	SHF	SH	NET
1	Colgate	8	2	+6	1	1	0	+6
	St. Lawrence	7	0	+7	1	0	-1	+6
3	Harvard	9	0	+9	4	0	-4	+5
4	Clarkson	5	0	+5	1	0	-1	+4
5	Cornell	6	0	+6	3	0	-3	+3
	Dartmouth	3	0	+3	1	1	0	+3
7	Princeton	6	0	+6	8	1	-7	-1
8	Rensselaer	1	0	+1	3	0	-3	-2
	Yale	5	1	+4	7	1	-6	-2
10	Union	1	0	+1	6	0	-6	-5
11	Quinnipiac	4	0	+4	12	0	-12	-8
12	Brown	1	1	0	9	0	-9	-9



2007-08 Conference Statistics

Scoring by Periods:		1st	2nd	3rd	OT	Total
1	St. Lawrence	5	8	6	-	19
2	Dartmouth	6	3	9	-	18
3	Princeton	6	6	5	0	17
4	Cornell	2	8	5	0	15
	Yale	2	3	10	0	15
6	Colgate	4	3	4	1	12
7	Harvard	2	2	7	-	11
	Quinnipiac	3	4	4	0	11
9	Clarkson	4	2	3	1	10
10	Brown	2	3	0	0	5
	Rensselaer	2	1	2	0	5
12	Union	0	1	1	-	2

Goals Allowed by Periods:		1st	2nd	3rd	OT	Total
1	St. Lawrence	0	0	2	-	2
2	Harvard	2	2	0	-	4
3	Clarkson	1	0	4	0	5
	Dartmouth	3	1	1	-	5
5	Rensselaer	2	0	4	1	7
6	Colgate	2	4	2	0	8
7	Cornell	3	5	6	0	14
	Union	4	7	3	-	14
9	Yale	2	5	7	1	15
10	Brown	7	2	7	0	16
11	Princeton	4	8	8	0	20
12	Quinnipiac	8	10	12	0	30

ECAC HOCKEY

2007-08 Overall Statistics

Point Scoring:

				GP	PPG	G- A- P
1	Sabrina Harbec	St. Lawrence	SR F	10	1.80	6-12-18
	Chelsea Grills	St. Lawrence	SR F	10	1.80	4-14-18
	Britney Selina	Clarkson	SO C	13	1.38	8-10-18
4	Jenna Cunningham	Dartmouth	SO F/F	7	2.43	9- 8-17
5	Rebecca Johnston	Cornell	FR F	8	1.62	7- 6-13
	Karlee Overguard	Cornell	FR F	9	1.44	4- 9-13
	Tara Akstull	St. Lawrence	SO F	10	1.30	9- 4-13
	Marykate Oakley	Princeton	SR F	10	1.30	3-10-13
	Genevieve Lavoie	Clarkson	SO RW	14	0.93	5- 8-13
10	Maggie Kennedy	Dartmouth	JR F	7	1.71	4- 8-12
	Caeleigh Beerworth	Cornell	SR F	10	1.20	3- 9-12

Goal Scoring:

				GP	GPG	G
1	Jenna Cunningham	Dartmouth	SO F/F	7	1.29	9
	Tara Akstull	St. Lawrence	SO F	10	0.90	9
3	Liz Zorn	Cornell	SO F	10	0.80	8
	Britney Selina	Clarkson	SO C	13	0.62	8
5	Rebecca Johnston	Cornell	FR F	8	0.88	7
	Carson Duggan	St. Lawrence	JR F	10	0.70	7
	Marie-Jo Gaudet	Clarkson	JR RW	14	0.50	7
	Melissa Waldie	Clarkson	FR LW	14	0.50	7
9	Sabrina Harbec	St. Lawrence	SR F	10	0.60	6
	Melanie Guillemette	Rensselaer	JR D	13	0.46	6

Assist Scoring:

				GP	APG	A
1	Chelsea Grills	St. Lawrence	SR F	10	1.40	14
2	Sabrina Harbec	St. Lawrence	SR F	10	1.20	12
3	Marykate Oakley	Princeton	SR F	10	1.00	10
	Sasha Sherry	Princeton	FR D	10	1.00	10
	Britney Selina	Clarkson	SO C	13	0.77	10
6	Karlee Overguard	Cornell	FR F	9	1.00	9
	Caeleigh Beerworth	Cornell	SR F	10	0.90	9

Power Play Points:

				GP	PPG	G- A- P
1	Sarah Vaillancourt	Harvard	JR F	4	1.75	2- 5- 7
	Melanie Guillemette	Rensselaer	JR D	13	0.54	4- 3- 7
	Kelly Barbera	Rensselaer	SR D	13	0.54	1- 6- 7
4	Jenna Cunningham	Dartmouth	SO F/F	7	0.86	3- 3- 6
	Julia Bronson	Dartmouth	JR D	7	0.86	1- 5- 6
	Tara Akstull	St. Lawrence	SO F	10	0.60	4- 2- 6
	Marykate Oakley	Princeton	SR F	10	0.60	2- 4- 6
	Chelsea Grills	St. Lawrence	SR F	10	0.60	1- 5- 6
	Sasha Sherry	Princeton	FR D	10	0.60	0- 6- 6

ECAC HOCKEY

2007-08 Overall Statistics

Power Play Goals:

			GP	GPG	G	
1	Tara Akstull	St. Lawrence	SO F	10	0.40	4
	Melanie Guillemette	Rensselaer	JR D	13	0.31	4
	Marie-Jo Gaudet	Clarkson	JR RW	14	0.29	4
4	Jenna Cunningham	Dartmouth	SO F/F	7	0.43	3
	Elin Brown	Colgate	JR F	10	0.30	3
	Amber Overguard	Cornell	FR D/F	10	0.30	3
	Annie Greenwood	Princeton	JR F	10	0.30	3
	Allysen Weidner	Rensselaer	SO F	13	0.23	3
	Melissa Waldie	Clarkson	FR LW	14	0.21	3

Short-Handed Points:

			GP	PPG	G- A- P	
1	Sabrina Harbec	St. Lawrence	SR F	10	0.20	1- 1- 2

Short-Handed Goals:

			GP	GPG	G	
1	Sarah Parsons	Dartmouth	SO F/F	6	0.17	1
	Carrie Thompson	Dartmouth	SR F	7	0.14	1
	Berit Johnson	Yale	SO D	7	0.14	1
	Sam Hunt	Colgate	JR F	10	0.10	1
	Hannah Milan	Colgate	FR F	10	0.10	1
	Liz Zorn	Cornell	SO F	10	0.10	1
	Brittany Salmon	Princeton	SR F	10	0.10	1
	Chelsea Grills	St. Lawrence	SR F	10	0.10	1
	Sabrina Harbec	St. Lawrence	SR F	10	0.10	1
	Lisa Batchelor	St. Lawrence	JR F	10	0.10	1

Game-Winning Goals:

			GP	G	
1	Jenna Cunningham	Dartmouth	SO F/F	7	3
	Marie-Jo Gaudet	Clarkson	JR RW	14	3
	Melissa Waldie	Clarkson	FR LW	14	3
4	Sarah Vaillancourt	Harvard	JR F	4	2
	Sabrina Harbec	St. Lawrence	SR F	10	2
	Tara Akstull	St. Lawrence	SO F	10	2
	Kendra Dunlop	Rensselaer	FR F	12	2
	Britney Selina	Clarkson	SO C	13	2
	Melanie Guillemette	Rensselaer	JR D	13	2

Defenseman Scoring:

			GP	PPG	G- A- P	
1	Sasha Sherry	Princeton	FR D	10	1.10	1-10-11
2	Melanie Guillemette	Rensselaer	JR D	13	0.77	6- 4-10
3	Kelly Barbera	Rensselaer	SR D	13	0.69	1- 8- 9
4	Kerri Wallace	St. Lawrence	SR D	10	0.80	2- 6- 8
5	Julia Bronson	Dartmouth	JR D	7	1.00	1- 6- 7
	Amber Overguard	Cornell	FR D/F	10	0.70	3- 4- 7
	Trudy Reynolds	Quinnipiac	JR D	10	0.70	2- 5- 7

ECAC HOCKEY

2007-08 Overall Statistics

8	Laura Gersten	Rensselaer	SO D	13	0.46	4- 2- 6
---	---------------	------------	------	----	------	---------

Freshman Scoring:

				GP	PPG	G- A- P
1	Rebecca Johnston	Cornell	F	8	1.62	7- 6-13
	Karlee Overguard	Cornell	F	9	1.44	4- 9-13
3	Sasha Sherry	Princeton	D	10	1.10	1-10-11
	Melissa Waldie	Clarkson	LW	14	0.79	7- 4-11
5	Karell Émard	St. Lawrence	F	10	0.80	1- 7- 8
6	Bray Ketchum	Yale	F	7	1.00	3- 4- 7
	Hayley Hughes	Cornell	F	10	0.70	3- 4- 7
	Amber Overguard	Cornell	D/F	10	0.70	3- 4- 7
	Kendra Dunlop	Rensselaer	F	12	0.58	4- 3- 7

Goals Against Average:

				Minutes	GA	GAA
1	Lauren Dahm	Clarkson	FR	298:44	2	0.40
2	Sonja van der Blik	Rensselaer	FR	364:38	6	0.99
3	Christina Kessler	Harvard	SO	239:56	4	1.00
4	Eve Grandmont-Berube	Clarkson	FR	548:56	13	1.42
5	Meaghan Guckian	St. Lawrence	SR	479:30	14	1.75

Save Percentage:

				Saves	GA	Pct
1	Lauren Dahm	Clarkson	FR	65	2	.970
2	Christina Kessler	Harvard	SO	77	4	.951
3	Sonja van der Blik	Rensselaer	FR	104	6	.945
4	Nicole Stock	Brown	JR	275	18	.939
5	Eve Grandmont-Berube	Clarkson	FR	170	13	.929

Winning Percentage:

				W- L- T	Pct
1	Lauren Dahm	Clarkson	FR	5- 0- 0	1.000
	Christina Kessler	Harvard	SO	4- 0- 0	1.000
3	Carli Clemis	Dartmouth	JR	5- 0- 1	.917
4	Meaghan Guckian	St. Lawrence	SR	6- 2- 0	.750
	Sonja van der Blik	Rensselaer	FR	4- 1- 1	.750

Scoring Offense:

		Games	Goals	G/GM
1	St. Lawrence	10	44	4.40
2	Dartmouth	7	29	4.14
3	Cornell	10	36	3.60
4	Harvard	4	11	2.75
5	Clarkson	14	38	2.71
6	Rensselaer	13	34	2.62
7	Princeton	10	25	2.50
8	Colgate	10	23	2.30
9	Yale	7	15	2.14
10	Quinnipiac	10	18	1.80
11	Brown	8	6	0.75



2007-08 Overall Statistics

12 Union 11 4 0.36

Scoring Defense:		Games	Goals	G/GM
1	Harvard	4	4	1.00
2	Clarkson	14	15	1.07
3	St. Lawrence	10	14	1.40
4	Rensselaer	13	22	1.69
5	Dartmouth	7	14	2.00
6	Yale	7	15	2.14
7	Brown	8	18	2.25
8	Princeton	10	25	2.50
9	Colgate	10	30	3.00
10	Cornell	10	31	3.10
11	Quinnipiac	10	43	4.30
12	Union	11	55	5.00

Penalty Minutes:		Games	PIM	PIM/G
1	Harvard	4	61	15.2
2	St. Lawrence	10	139	13.9
3	Quinnipiac	10	133	13.3
4	Yale	7	92	13.1
5	Brown	8	102	12.8
6	Colgate	10	127	12.7
7	Princeton	10	120	12.0
8	Dartmouth	7	78	11.1
9	Cornell	10	110	11.0
10	Rensselaer	13	124	9.5
11	Union	11	90	8.2
12	Clarkson	14	96	6.9

Power Play:		Totals	SHA	PCT
1	Harvard	9/ 29	0	31.0
2	St. Lawrence	14/ 59	0	23.7
3	Dartmouth	10/ 47	1	21.3
4	Cornell	9/ 45	1	20.0
5	Colgate	12/ 67	2	17.9
6	Princeton	10/ 57	0	17.5
7	Clarkson	15/ 86	0	17.4
8	Rensselaer	12/ 72	1	16.7
9	Yale	5/ 34	1	14.7
10	Quinnipiac	6/ 43	1	14.0
11	Union	2/ 43	2	4.7
12	Brown	1/ 40	1	2.5



2007-08 Overall Statistics

Penalty Kill:		Totals	SHF	PCT
1	Clarkson	45/ 48	0	93.8
2	St. Lawrence	56/ 60	3	93.3
3	Colgate	49/ 54	2	90.7
4	Dartmouth	33/ 37	2	89.2
5	Rensselaer	49/ 57	0	86.0
6	Princeton	50/ 59	1	84.7
7	Yale	35/ 42	1	83.3
8	Harvard	19/ 23	0	82.6
9	Brown	39/ 48	0	81.2
10	Cornell	41/ 53	1	77.4
11	Quinnipiac	47/ 62	0	75.8
12	Union	28/ 43	0	65.1

Combined Special Teams:		Totals	PCT
1	St. Lawrence	70/119	58.8
2	Harvard	28/ 52	53.8
3	Yale	40/ 76	52.6
4	Princeton	60/116	51.7
5	Dartmouth	43/ 84	51.2
6	Cornell	50/ 98	51.0
7	Quinnipiac	53/105	50.5
8	Colgate	61/121	50.4
9	Rensselaer	61/129	47.3
10	Brown	40/ 88	45.5
11	Clarkson	60/134	44.8
12	Union	30/ 86	34.9

Special Teams Net:		PPF	SHA	PP	PPA	SHF	SH	NET
1	St. Lawrence	14	0	+14	4	3	-1	+13
2	Clarkson	15	0	+15	3	0	-3	+12
3	Colgate	12	2	+10	5	2	-3	+7
	Dartmouth	10	1	+9	4	2	-2	+7
5	Harvard	9	0	+9	4	0	-4	+5
6	Rensselaer	12	1	+11	8	0	-8	+3
7	Princeton	10	0	+10	9	1	-8	+2
8	Yale	5	1	+4	7	1	-6	-2
9	Cornell	9	1	+8	12	1	-11	-3
10	Brown	1	1	0	9	0	-9	-9
11	Quinnipiac	6	1	+5	15	0	-15	-10
12	Union	2	2	0	15	0	-15	-15



2007-08 Overall Statistics

Scoring by Periods:		1st	2nd	3rd	OT	Total
1	St. Lawrence	10	18	16	-	44
2	Clarkson	13	8	16	1	38
3	Cornell	13	13	10	0	36
4	Rensselaer	9	13	12	0	34
5	Dartmouth	8	6	14	1	29
6	Princeton	9	8	8	0	25
7	Colgate	5	8	9	1	23
8	Quinnipiac	6	6	6	0	18
9	Yale	2	3	10	0	15
10	Harvard	2	2	7	-	11
11	Brown	2	4	0	0	6
12	Union	1	1	2	-	4

Goals Allowed by Periods:		1st	2nd	3rd	OT	Total
1	Harvard	2	2	0	-	4
2	Dartmouth	7	4	3	0	14
	St. Lawrence	2	4	8	-	14
4	Clarkson	4	2	9	0	15
	Yale	2	5	7	1	15
6	Brown	7	3	7	1	18
7	Rensselaer	2	6	11	3	22
8	Princeton	6	11	8	0	25
9	Colgate	12	9	9	0	30
10	Cornell	6	12	11	2	31
11	Quinnipiac	10	18	15	0	43
12	Union	17	22	16	-	55